



### District Report Card: 2017


<b>State:</b> Bihar	<b>District:</b> Buxar
<b>Class:</b> 5	<b>Subject:</b> Language
<b>Schools:</b> 61	<b>Students:</b> 1240


### Participation/Coverage


#### Students

<div>GENDER</div> <div></div>	Boys		Girls	
	Number	%	Number	%
	623	50.24	617	49.76

<div>AREA</div> <div></div>	Rural		Urban	
	Number	%	Number	%
	1197	96.53	43	3.47

<div>CATEGORY</div> <div></div>	SC		ST		OBC		GEN	
	Number	%	Number	%	Number	%	Number	%
	167	13.47	28	2.26	888	71.61	157	12.66

<div>CWSN</div> <div></div>	LD	VI	HI	S&LD	ID	Oth
	2	5	0	1	6	1

<div>Management</div> <div></div>	Government		Government-aided	
	Number	%	Number	%
	1240	100.00	0	0.00

### Average Performance of Students in Language (%)

Overall	Gender		Area		Management		Social Group			
	Male	Female	Rural	Urban	Govt.	Aided	SC	ST	OBC	GEN
48.78	48.20	49.37	48.94	44.19	48.78	0.00	49.58	45.00	47.86	53.80

## Performance on Learning Outcomes (LOs)

Learning Outcomes	Description	Average Performance(%)
L504	Reads and comprehends independently storybooks, news items/ headlines, advertisements etc.	47.79
L508	Reads text with comprehension, locates details and sequence of events	49.27

Range of Performance of Students who Answered Correctly							
Below 30%		30% - 50%		50% - 75%		Above 75%	
Number	%	Number	%	Number	%	Number	%
237	19.11	417	33.63	460	37.10	126	10.16

## Lowest Performing Learning Outcomes (LOs)

- 1 - Reads and comprehends independently storybooks, news items/ headlines, advertisements etc. (47.79)
- 2 - Reads text with comprehension, locates details and sequence of events (49.27)